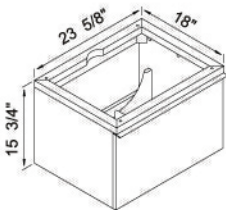
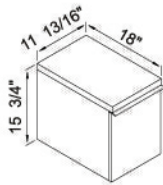
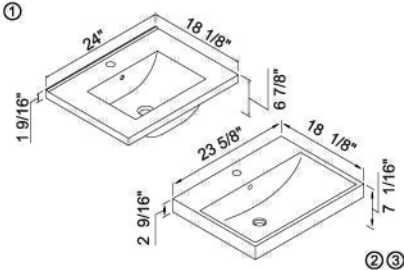


Venasca-48

Specs	Component	Description	Unit Price (ea.)
Cabinet:			
	Cabinet	<ul style="list-style-type: none">• 24" Wall Hung Cabinet features a fully adjustable drawer with full extension soft closing glides (by Blum®)• Cabinet with matching finished interior	
	B990-24-002-WA	Walnut	
	B990-24-002-GW	Glossy White	
	B990-24-002-AG	Ash Grey	
	Bridge	<ul style="list-style-type: none">• 12" Wall Hung Bridge Cabinet features a fully adjustable drawer with full extension soft closing glides (by Blum®)• Cabinets with matching finished interior• 2 units needed	
	UC990-12-007-WA (x2)	Walnut	
	UC990-12-007-GW (x2)	Glossy White	
	UC990-12-007-AG (x2)	Ash Grey	
Ceramic Basin options:			
	① CB-8124-WH	<ul style="list-style-type: none">• 24" Ceramic Basin with overflow• Single faucet hole • White	
	② CB-7124-WH	<ul style="list-style-type: none">• 24" Ceramic Basin with overflow• Single faucet hole • White	
	③ CB-7124-BI	<ul style="list-style-type: none">• 24" Ceramic Basin with overflow• Single faucet hole • Biscuit	
Suggested Accessories	Complete Selection	Shown	
Medicine Cabinet	Pages: 196-201	MP990-24P-030-WA (x1)	
		MP990-12P-030-WA (x2)	
		MP990-24P-030-GW (x1)	
		MP990-12P-030-GW (x2)	
		MP990-24P-030-AG (x1)	
		MP990-12P-030-AG (x2)	
*Above Medicine Cabinets are 25" in Height . Also available in 30" Height. See p			
Linen Cabinet	Pages: 204-208	LCAS-161560-0002-WA	
		LCAS-161560-0002-GW	
		LCAS-161560-0002-AG	
Mirror	Pages: 202-203	RL-PT4820-003-AL	

37" to 48"