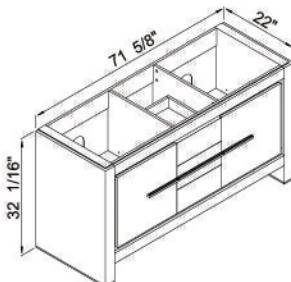
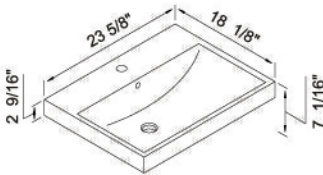
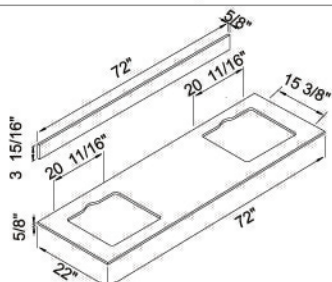


Vicenza-72

Specs	Component	Description	Unit Price (ea.)
Cabinet:			
	Cabinet	<ul style="list-style-type: none"> • 72" Cabinet features 2 fully adjustable soft closing doors (hinges by Blum®) with 2 interior (bottom) pull out trays • 2 drawers with full extension soft closing glides • Cabinet with matching finished interior • Bottom drawer includes adjustable tempered glass dividers • Handle and Leg plates: Polished Chrome finish 	
	B999-72-001-WA	Walnut	
	B999-72-001-GW	Glossy White	
	B999-72-001-AG	Ash Grey	
Basin options:			
	CB-7124-WH(x2)	<ul style="list-style-type: none"> • 24" Ceramic Basin • With overflow • Single faucet hole • 2 units needed • White 	
Glass Countertop:			
	GTV2207-72-200-WW	<ul style="list-style-type: none"> • 72" Tempered Glass Countertop • Backsplash included • Winter White 	
Suggested Accessories	Complete Selection	Shown	
Medicine Cabinet	Pages: 196-201	<ul style="list-style-type: none"> MP990-24P-030-WA (x2) MP990-12P-030-WA (x2) MP990-24P-030-GW (x2) MP990-12P-030-GW (x2) MP990-24P-030-AG (x2) MP990-12P-030-AG (x2) 	
*Above Medicine Cabinets are 25" in Height . Also available in 30" Height. See page 201			
Linen Cabinet	Pages: 204-208	<ul style="list-style-type: none"> LCVS-181876-0001-WA LCVS-181876-0001-GW LCVS-181876-0001-AG 	
Mirror	Pages: 202-203		